


IP314/IP314L

PICMG® 1.3 14-Slot Backplane



Features


- 4-layer PCB
- ATX power connector
- 1x PCI-E 16-lane, 2x PCI-E 4-lane, 8x PCI, 2x ISA(IP314 only)
- PICMG® 1.3 connector (A: PCI-E x16, B: PCI-E x8, C: PCI-E x16, D: PCI-E x8)
- Size: 310mm x 327mm (12.2" x 12.9")

Ordering Information

IP314	PICMG® 1.3 14-slot Backplane with 1x PCI-E 16-lane, 2x PCI-E 4-lane, 2x ISA, 8x PCI
IP314L	PICMG® 1.3 14-slot Backplane with 1x PCI-E 16-lane, 2x PCI-E 4-lane, 8x PCI

IP380L/IP380

PICMG® 1.3 8-Slot Backplane



Features


- 4-layer PCB
- AT / ATX power connector
- 1x PCI-E 16-lane slot, 3x PCI-E 1-lane slots
- PICMG® 1.3 connector(A: PCI-E x16, B: PCI-E x8, C: PCI-E x16, D: PCI-E x8), 4x PCI(32-bit) slots
- Size: 221mm x 328mm(8.7" x 12.9")

Ordering Information

IP380L / IP380-R	PICMG® 1.3 8-slot Backplane with 1x PCI-E 16-lane and 3x PCI-E 1-lane, 4x PCI
------------------	---

IP470

PICMG® 1.0 14-Slot Backplane



Features

- 4-layer PCB
- AT / ATX power connector, DC power outlet terminal
- 12x PCI, 2x ISA
- LED power indicators for +5V, -5V, +12V, -12V, 3.3V, +5VSB
- Size: 264.2mm x 311.2mm(10.4" x 12.3")

Ordering Information

IP470	PICMG® 1.0 14-Slot Backplane w/ 12 PCI, 2 ISA lane slots
-------	--

1 Embedded Systems

2 CPU Modules

3 Disk-Size SBCs

4 Motherboards

5 CPU Cards